



Embrace new limits

SILVER ENDEAVOUR



"It is in our nature to explore, to reach out into the unknown. The only true failure would be not to explore at all."

Ernest Shackleton



Embrace new limits

Limits are everywhere. For some, they are boundaries, not to be tested. For us, they're an inspiration. Something to overcome, to conquer, and embrace. *Silver Endeavour*, our newest ultra-luxury expedition ship, breaks through these limits to raise the standards of luxury exploration forever. You'll explore shores and seas witnessed by few people throughout history, as we go beyond the limits of discovery to spend more time on the ice than ever before. *Silver Endeavour's* PC6 polar ice-class rating and advanced exploration technologies bring you to the edges of Antarctica and the Arctic for deeper discovery of these magical regions in legendary Silversea style, comfort and luxury.









Discover beyond.

Silver Endeavour invites you to go beyond boundaries and go off script. To step on lands where there are no paths, only rare opportunities to experience the undiscovered and unexplored. Embodying our vision of modern, ultra-luxury expedition cruising, *Silver Endeavour* answers the call of your inner explorer with extraordinary adventures hosted by more crew per guest, more expedition experts, and more Zodiacs than ever before.

Cutting-edge technology, literally



As one of the most advanced expedition ships ever built, *Silver Endeavour's* PC6 ice-class capabilities allow for earlier and deeper access into the icy realms of Antarctica and the Arctic, extending the season to offer ardent travellers the luxury of choice in deciding when and where to explore. A superior expedition experience is ensured with two state-of-the-art Azipod propulsion thrusters providing greater manoeuvrability, cutting-edge stabilisers allowing for enhanced comfort when navigating polar waters, and dynamic, anchor-free positioning technology for hovering in place over delicate ecosystems.



Expedition excellence

Silversea has been exploring the world's most distant and isolated regions longer than any other luxury line, with unmatched expertise offering exceptional levels of personalised engagement. Every expedition is hosted by a passionate team of explorers and experts with itinerary-specific knowledge – specialists in marine biology, glaciology, ornithology, history, photography, and more – ensuring your safe access and enriching discovery in uncharted destinations. In addition to an industry-leading Zodiac-to-guest ratio, the ship carries state-of-the-art amenities including a remote gimbal camera system to capture high-quality images from 5 km (3 mi), bringing amazing scenery and wildlife into closer view.







The Bow's whirlpool offers stunning, uninterrupted views of the destination



A step up in Polar luxury

An expedition to the ends of the Earth has long been an awe-inspiring and transformational experience for even the most intrepid explorers. Understanding this, Silversea pioneered the concept of luxury expeditions nearly 15 years ago, introducing unprecedented levels of comfort into the heart of the most extreme environments.

Today, *Silver Endeavour* continues to break the barriers between you and nature; the ship's very design – from multiple observation decks and window-walls of glass to luxurious veranda suites – ensures you will never miss a moment of discovery.

This is true polar luxury.



Epic cuisine

Superb gastronomy is an intrinsic part of the Silversea culinary experience fleetwide, and *Silver Endeavour* promises the same exacting standards of quality, creativity, and freshness. Guests will enjoy dining on fine international and regional cuisine when exploring the world's most remote regions, savouring magnificent views in multiple venues, as well as 24-hour, butler-serviced in-suite dining for any special cravings, too.



ENJOY A WORLD OF FLAVOURS AT:
THE RESTAURANT | THE GRILL | IL TERRAZZINO | LA DAME | ARTS CAFÉ |
IN-SUITE DINING



An abundance of space

Spread over eight public decks, *Silver Endeavour* boasts some of the most luxuriously spacious interiors in expedition cruising, fostering a welcoming ambience and easy guest interaction. Extraordinary light fills bars and lounges. The expansive Otium Spa offers pampering treatments – and fantastic views. And a two-storey, glass-enclosed atrium sits aft, housing a pool and whirlpool and showcasing 270° panoramas of astounding scenery and wildlife.





Silver Endeavour's outward design features an array of exceptional viewing platforms and outside deck space allowing for superior wildlife and wilderness views from the comfort of the ship. Lectures are hosted in the Observation Lounge and Explorer Lounge, where intimate and insightful conversations with the Expedition Team are also enjoyed throughout each voyage.



ENJOY STUNNING VIEWS AT:
SUN DECK | THE OBSERVATION LOUNGE | LIBRARY | POOL DECK | OTIUM SPA |
ARTS CAFÉ



Superior Suites

Sumptuous luxury following extreme discovery.

Dispelling the notion that supreme luxury and intrepid adventure are mutually exclusive, the suites aboard *Silver Endeavour* elevate your expedition experience into the sublime. Indeed, the beautifully designed all-suite accommodation are amongst the most spacious in expedition cruising, ranging in size from 33m² (357ft²) to 174m² (1868ft²).

feature a spacious private balcony and floor-to-ceiling glass windows for an unobstructed connection with each destination. Sophisticated interiors are well appointed with all the amenities needed for expedition cruising as well as a bevy of indulgent luxuries to create an elegant retreat following extraordinary adventures ashore.

Offered in nine categories and spread across four public decks, all 110 suites

FEATURES AND AMENITIES FOR ALL SUITES

- Butler service
- Refrigerator and bar setup stocked with your preferences
- Plush bathrobes
- Pillow menu
- Luxury bath amenities
- Complimentary Wi-Fi
- Umbrella
- Hair dryer
- Direct-dial telephone(s)
- Dual voltage 110/220 outlets
- Champagne on arrival



Owner's Suite

An iconic symbol of luxury as the ship's most spacious suite with a surrounding balcony (also the largest on board), the Owner's Suite offers an exceptional destination experience. Its premium bow location affords exceptional views from all vantage points within the suite.

Clockwise (from top): Spacious living room with separate dining and seating area including a bespoke bar area

The main bathroom features a double vanity, large whirlpool and walk-in shower.

The main bedroom is spacious and well appointed, featuring a large walk-in closet.



Grand Suite

Enviably situated at the ship's bow, the Grand Suite is one of the most luxurious and spacious aboard *Silver Endeavour*. Sweeping views enjoyed from a large balcony reveal the grandeur of remote destinations. A smaller bedroom is able to accommodate a third berth.

Clockwise (from top): Spacious living room featuring a luxurious vanity and separate dining area

Floor-to-ceiling glass doors and windows ensure views from all living areas

Spacious bathroom with double vanity, large whirlpool and walk-in shower



Master Suite

The Master Suite offers complete destination immersion at sea. Floor-to-ceiling windows plus domed glazing and one of the largest balconies on board provide wow-factor 270° views, while the spacious living and dining areas, separate bedroom and bathroom with walk in shower and whirlpool bath ensure complete in-suite comfort.

Clockwise (from top): Spacious living room offering spectacular views on the destination.

The bedroom is spacious and well appointed, featuring a large walk-in closet.

The bathroom features a large whirlpool and walk-in shower.



Signature Suite

Located on deck eight, the Signature Suite offers a wonderfully large living room, a dining area, a separate bedroom and a bathroom with walk-in shower and whirlpool bath. But surely the best thing about this suite is the large veranda and glass walls, offering you stunning views whether you are at the tip or toe of the world.

Clockwise (from top): Spacious living room featuring floor-to-ceiling glass doors for uninterrupted views.

The bathroom features a large whirlpool and walk-in shower.

The living room features ample space to relax and a separate dining area.



Silver Suite

An all-time guest favourite, the popular Silver Suite is well represented aboard *Silver Endeavour*. The spacious interior features inviting spaces for entertaining, and stunning destination views are enjoyed via the floor-to-ceiling windows and large balcony.

Clockwise (from top left): Spacious bedroom area with king-sized bed and large flat-screen TV

Large bathroom with sumptuous walk-in shower and large vanity

Separate living and dining area with bespoke mini bar and luxury vanity



Veranda Suite

Available as Classic, Superior, Deluxe or Premium, our iconic Veranda Suite is elevated to even more luxurious beauty aboard *Silver Endeavour* yet preserves the iconic configuration that made it an industry game-changer. The private balcony affords excellent views and an intimate connection with each destination.

Clockwise (from top left): View of the bedroom from the seating area

Bathroom with double faucets on large vanity and separate shower

Sleeping area with custom-made luxury bed mattress and incredible views of the destination



ARCTIC AND
GREENLAND

NORTHERN EUROPE
AND BRITISH ISLES

ANTARCTICA

Embrace new limits of discovery

*Unprecedented luxury
in even more remote and
extreme destinations*

Silver Endeavour invites you to embrace new limits... to discover the wilderness and wonder of far away polar regions few have ever seen, and to do so in unrivalled comfort and luxury. By deliberate design, the technology and amenities on this extraordinary vessel afford opportunities for uncommon access and intimate exploration of grand glaciers, majestic fjords, soaring icebergs, and fascinating wildlife, both on board and ashore.

[Download *Silver Endeavour's* voyages here](#)



ANTARCTICA

*Explore the last
continent in ultimate
luxury*

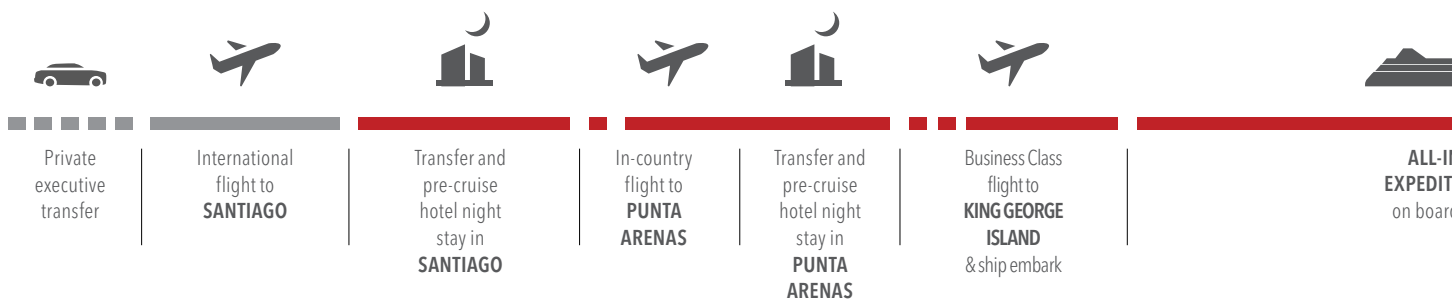
Few adventures are able to ignite the imagination as much as an expedition to the vast White Continent and the wildly remote islands that dot the Southern Ocean. From the Antarctic Peninsula and the South Shetland Islands to South Georgia and the Falkland Islands, this extreme wilderness enchants with majestic beauty.

Explore the unspoiled shores of Antarctica and experience a breathtaking landscape packed with wildlife and adventure on board *Silver Endeavour*.

Join the ranks of the (very) well travelled and sail the fame Drake Passage en route to this fascinating destination, or choose to skip the crossing and take a 2 hour flight directly into the heart of Antarctica in Silversea's hallmark ultra luxury style. By day you'll be sipping champagne in the stunning scenery, whilst by night, you'll be dining on caviar aboard one of the most luxurious expedition ships ever built. If you share our passion for deeply immersive travel then join us during *Silver Endeavour's* inaugural season and enjoy endless possibilities both on board and on land as we explore the White Continent in supreme luxury.

Antarctica Bridge

Antarctica has long held travellers captive, yet the thrill of the Drake Passage is not for everyone. Our Antarctica Bridge sailings offer a fast-track solution to the last continent. Board a charter flight in Punta Arenas and in just two hours you could be boarding *Silver Endeavour* in the snowy South Shetland Isles for the ultimate expedition of the last continent.



6 DAYS
27 NOVEMBER 2023
KING GEORGE ISLAND ROUNDTrip



**INCLUSIVE
CRUISE VOYAGE**
Onboard and ashore



Ship disembark
**KING GEORGE
ISLAND** & Business
Class flight to
PUNTA ARENAS



Transfer and
post-cruise
hotel night
stay in
**PUNTA
ARENAS**



In-country
flight to
SANTIAGO¹



Transfer and
post-cruise
hotel night
stay in
SANTIAGO²



International
flight
back home



Private
executive
transfer

¹ | Arrival time set for late afternoon
² | For guests whose flights require an overnight stay



ARCTIC, GREENLAND *and* CANADA

Venture deep into the far reaches of the Arctic.

Welcome to one of the most remote places on Earth: a dramatic region of breathtaking scenery, frozen oceans and rugged features. Under the midnight sun, glide past ancient glaciers, diamond blue icebergs and snow capped mountains. Revel in the raw beauty of the Arctic landscapes and discover uncharted territories as *Silver Endeavour* ventures deeper than ever before, where very few have ever been.

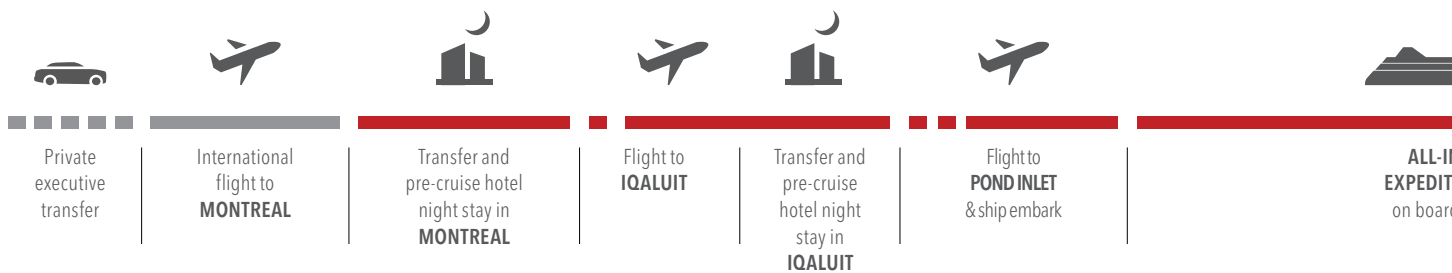
Explore the rarely visited Canadian High Arctic or the remote shores of Greenland plus time honoured favourites to British Isles, Iceland and Svalbard, as *Silver Endeavour* unlocks a complete range of unique experiences to venture deeper than ever before into the far reaches of the Earth.

Explore the hidden secrets of these regions with our top notch Expedition Team, curated specifically for each itinerary, to include specialities ranging from: naturalists, biologists, geologists, historians and more.

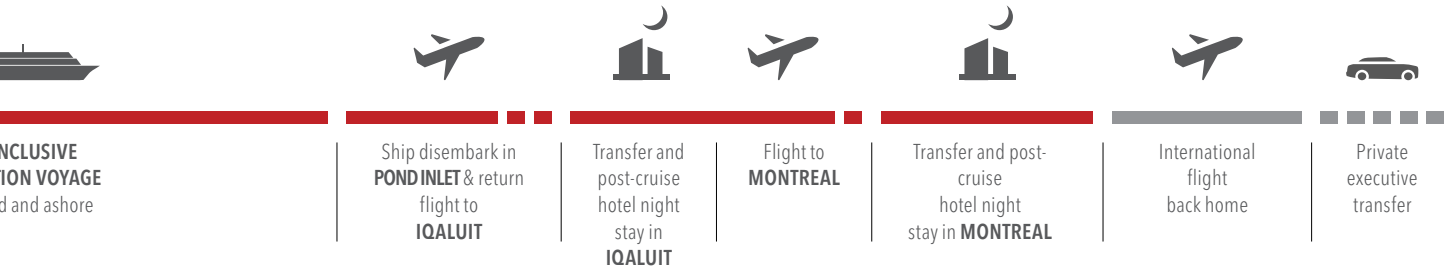
Follow in the path of famed explorers who sought the Northwest Passage and Vikings who sailed to conquer new lands. Learn all about the history and archaeological remains of the lands we visit and get intimately familiar with the local communities. Or, go high, deep and far into the Canadian Arctic to spot the mythic species: muskoxen, numerous whales, polar bears, walrus and sea birds. Magical and unexpected, expect to be astonished by the very top of the world.

Canadian High Arctic expedition

Sail aboard our new luxury expedition ship, *Silver Endeavour*, with her ice strengthened hull, as she easily conquers the extremes of this vast frosted wilderness. Explore the eastern entrance of Canada's fabled Northwest Passage, following in the footsteps of world famous explorers; encounter some of the most isolated Inuit communities and learn all about Thule ancient history at Pond Inlet and Devon Island.



10 DAYS
 10 to 20 AUGUST 2023
 POND INLET ROUNDTRIP



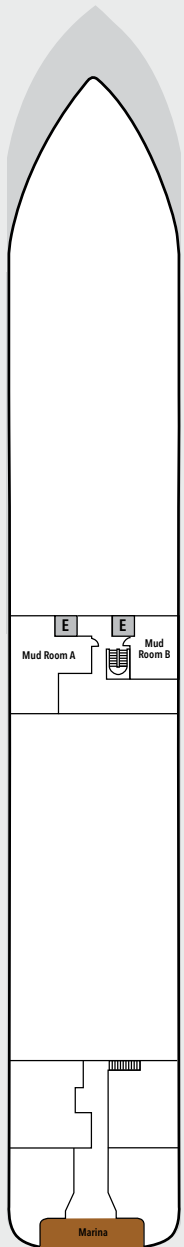
1 | Arrival time set for late afternoon
2 | For guests whose flights require an overnight stay

All-inclusive, to the ends of the world

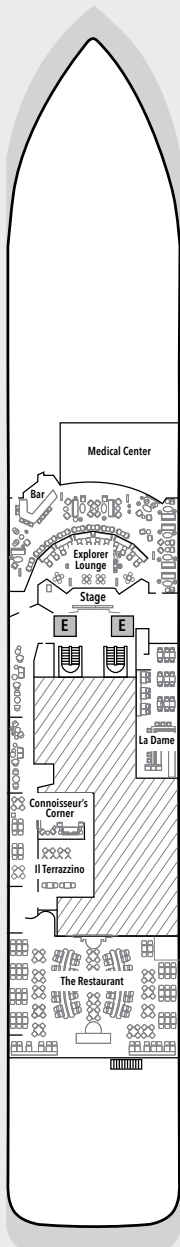
No matter how far or remote the destination, a Silversea expedition offers the most complete and seamless experience in the industry. Years of partnership and development in local communities have allowed us to curate every aspect of the journey to the highest standards of luxury, from optimised international air schedules and private flights as needed to pre- and post-cruise hotel stays, transfers, and more... allowing you to arrive in your destination rested and ready to explore.



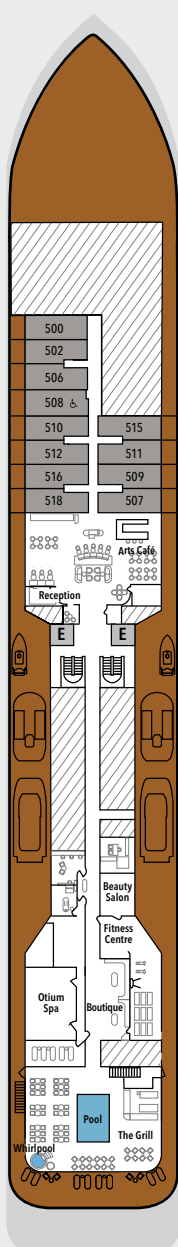
Silver Endeavour deck plans



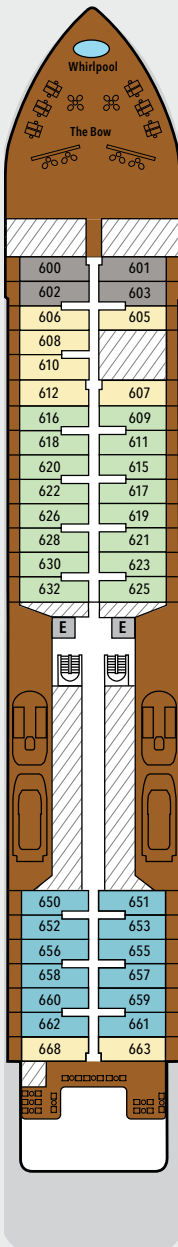
DECK 3
Mud Room
Marina



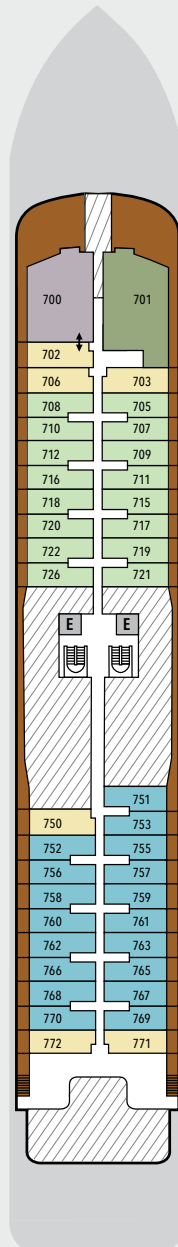
DECK 4
Explorer Lounge
La Dame
Connoisseur's Corner
Il Terrazzino
The Restaurant



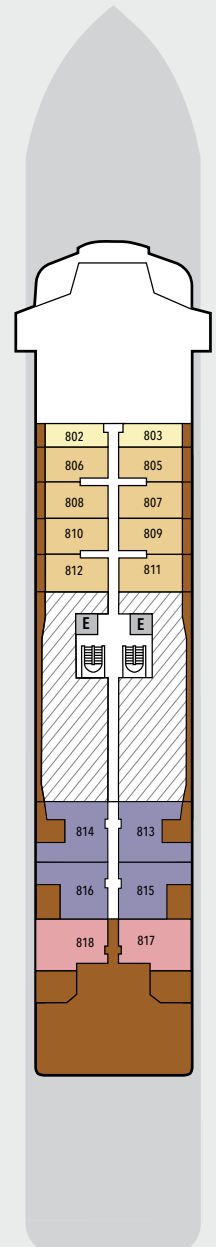
DECK 5
Arts Café
Beauty Salon
Reception
Fitness Centre
Otium Spa
Boutique
Pool Deck
The Grill



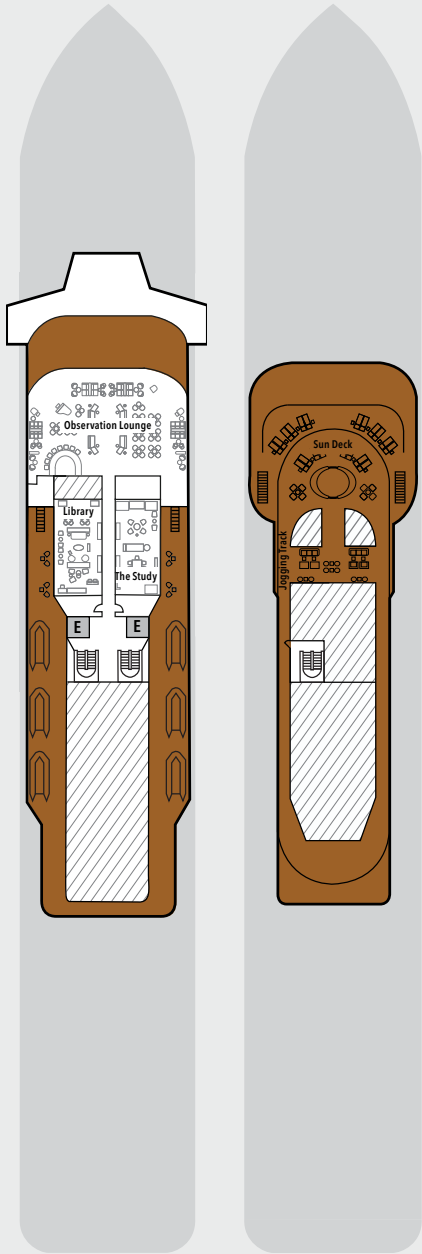
DECK 6
Whirlpool
The Bow



DECK 7
Suites



DECK 8
Suites



DECK 9
Observation Lounge
Library

DECK 10
Sun Deck

SPECIFICATIONS

IMO Polar Code rating	PC6
Crew	207
Officers	International
Guests	220
Tonnage	20,449
Length	539 Feet/ 164.40 Metres
Width	93 Feet/28.35 Metres
Speed	19 Knots
Passenger Decks	8
Disabled Suites	
Connecting suites	↑
Built	2021
Registry	Bahamas

SUITE CATEGORIES

- Owner's Suite
- Grand Suite
- Master Suite
- Signature Suite
- Silver Suite
- Premium Veranda Suite
- Deluxe Veranda Suite
- Superior Veranda Suite
- Classic Veranda Suite

Deckplans are for illustration purposes only and may be subject to change.

Suite diagrams shown are for illustration purposes only and may vary from actual square footage. Please refer to suite specifications for square footage.

Silver Endeavour suites



Suite diagrams are for illustration purposes only.
Features, materials, finishes and layout may differ from shown and subject to change. Sizes are not to scale.

OWNER'S SUITE

Available as a one-bedroom configuration

ONE BEDROOM: 1868 SQ FT / 174 M²
INCLUDING VERANDA (737 SQ FT / 69 M²)

- Large veranda with patio furniture and floor-to-ceiling glass doors
- Living room with sitting area
- Separate dining area
- Main bedroom has a large walk-in wardrobe with personal safe and a bathroom with double vanity, walk-in shower and whirlpool bath
- Second bedroom has a separate wardrobe and a bathroom with walk-in shower
- Twin beds or king-sized bed in both bedrooms
- Writing desk(s)
- Custom-made bed mattresses
- Three large flat-screen TVs with Interactive Media Library
- Sound system with Bluetooth connectivity
- Espresso machine



GRAND SUITE

Available as a one-bedroom configuration or as a two-bedroom by adjoining with a Premium Veranda Suite

ONE BEDROOM: 1668 SQ FT / 155 M2 INCLUDING VERANDA (684 SQ FT / 64 M2)

TWO BEDROOM: 2025 SQ FT / 188 M2 INCLUDING VERANDA (69 SQ FT / 743 M2)

- Large veranda with patio furniture and floor-to-ceiling glass doors
- Living room with sitting area
- Separate dining area
- Bathroom with double vanity, walk-in shower and whirlpool bath
- Twin beds or king-sized bed and a single bed in the additional bedroom
- Third guest can be accommodated in an additional single bed bedroom
- Vanity table(s)
- Writing desk(s)
- Custom-made bed mattresses
- Three large flat-screen TVs with Interactive Media Library
- Sound system with Bluetooth connectivity
- Espresso machine



SILVER SUITE

Available as a one-bedroom configuration

ONE BEDROOM: 535 SQ FT / 50 M2 INCLUDING VERANDA (78 SQ FT / 7 M2)

- Veranda with patio furniture and floor-to-ceiling glass doors
- Living room with convertible sofa to accommodate an additional guest
- Dining area
- Bathroom with double vanity and walk-in shower
- Twin beds or king-sized bed
- Vanity table(s) / Writing desk(s)
- Custom-made bed mattresses
- Two large flat-screen TVs with Interactive Media Library
- Sound system with Bluetooth connectivity
- Complimentary Wi-Fi
- Wall mounted USB mobile device chargers
- Direct-dial telephone(s)
- Espresso machine



MASTER SUITE

Available as a one-bedroom configuration

ONE BEDROOM: 1163 SQ FT / 108 M2 INCLUDING VERANDA (312 SQ FT / 29 M2)

- Large veranda with patio furniture and floor-to-ceiling glass doors
- Living room with sitting area
- Separate dining area
- Bathroom with double vanity and walk-in shower and whirlpool bath
- Twin beds or king-sized bed
- Writing desk(s)
- Custom-made bed mattresses
- Two large flat-screen TVs with Interactive Media Library
- Sound system with Bluetooth connectivity
- Complimentary Wi-Fi
- Wall mounted USB mobile device chargers
- Direct-dial telephone(s)
- Espresso machine



PREMIUM VERANDA / DELUXE VERANDA / SUPERIOR VERANDA / CLASSIC VERANDA

Available as a one-bedroom configuration.

356 SQ FT / 33 M2 INCLUDING VERANDA (52 SQ FT / 5 M2)

- Veranda with patio furniture and floor-to-ceiling glass doors
- Sitting area with convertible sofa to accommodate an additional guest
- Bathroom with double faucets on large vanity and walk-in shower
- Twin beds or king-sized bed
- Vanity table(s) / Writing desk(s)
- Custom-made bed mattresses
- Wheelchair accessible suite has a bathroom with vanity and shower
- One large flat-screen TVs with Interactive Media Library
- Complimentary Wi-Fi
- Wall mounted USB mobile device chargers
- Direct-dial telephone(s)



SIGNATURE SUITE

Available as a one bedroom configuration or as two bedrooms by adjoining with a Superior Veranda Suite

ONE BEDROOM: 721-850 SQ FT / 67-78 M2 INCLUDING VERANDA (167-269 SQ FT / 16 - 25M2)

- Large veranda with patio furniture and floor-to-ceiling glass doors
- Living room with sitting area
- Separate dining area
- Bathroom with double vanity and walk-in shower and whirlpool bath
- Twin beds or king-sized bed
- Writing desk(s)
- Custom-made bed mattresses
- Two large flat-screen TVs with Interactive Media Library
- Sound system with Bluetooth connectivity
- Complimentary Wi-Fi
- Wall mounted USB mobile device chargers
- Direct-dial telephone(s)
- Espresso machine

All the images and renderings in this brochure are intended as a general reference. Ships features, materials, finishes and layout may differ from those shown in this brochure.

FOR RESERVATIONS* CONTACT YOUR TRAVEL ADVISOR OR SILVERSEA.

ASIA	+61 2 9255 0600
AUSTRALIA	+1300 306 872
AUSTRIA	+43 8000 68 762
BELGIUM	+32 2 401 1432
DENMARK	+45 7014 2898
GERMANY	+49 69 2222 12283
FINLAND	+358 9 2319 5040
FRANCE	+33 1 7070 9622
IRELAND	+353 (01) 6110 560
ITALY	+39 02 3604 9211
JAPAN / KOREA	+81 (0) 3 6868 8834
LATAM	+1 888 978 2840
MONACO	+377 9770 2424
NETHERLANDS	+31 20 713 9298
NEW ZEALAND	+0800 701 427
NORWAY	+47 2103 3400
SWEDEN	+46 8 5068 5493
SWITZERLAND	+41 4458 07181
SPAIN	+34 9380 01962
UNITED STATES AND CANADA	+1 844 885 8417
UK	+44 (0) 207 340 0700

*FOR GUESTS CURRENTLY ON BOARD CONTACT YOUR FUTURE CRUISE MANAGER

FOR FURTHER DETAILS ON AVAILABILITY AND FARES VISIT SILVERSEA.COM

BR2208084966